

WASTECADDY LITE DUMPSTER MOVER

Moves dumpsters that would normally require 1 or 2 personnel.
Up to 2000lb capacity on a level surface. Slight inclines.

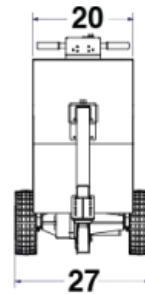
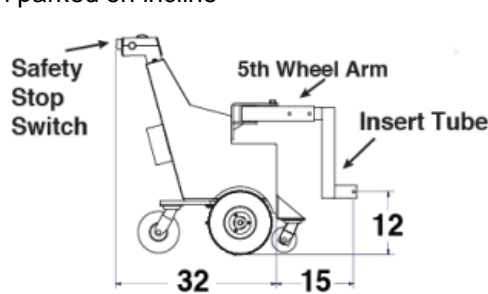


BENEFITS

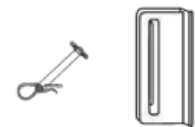
- **Safety** - The trash room is the #1 area for injuries in a multi-family property
- **Efficiency** - The WasteCaddy can double the efficiency in the trash room.
- **Lower Risk** - Reduce Workers Comp insurance premiums and lower your E-MOD rating.

FEATURES

- 36 volt electrical system incorporating three 85 amp batteries
- On-board 4.5 amp automatic charger
- Charge from 20 amp 120 v AC outlet
- Battery discharge indicator
- Emergency stop button
- Capacity – 2000 lb dumpster on level surface
- Speed – 0 to 3 mph, forward / reverse
- Foam-filled non-marking tires
- Brakes hold load when parked on incline



WasteCaddyLite



Bolt on receiver & pin for connecting to any trash container

OPTIONS

| |
|--|
| Safety Horn |
| Flashing Light and Pole |
| Upgrade to Snow Tires for Snow and Ice |
| Stop Safety Switch |

| |
|-----------------------------|
| Maintenance Free Batteries |
| 15 Amp Weatherproof Charger |
| Dumpster Receiver |

Due to continual product improvement Compactors Inc. reserves the right to change specifications without notice.
The information and pictures used in the document are for illustrative purposes only.