

LARGE COMPACTORS STATIONARY

We offer Stationary Compactors in various sizes from our 2-4 yard Commercial Compactors to the Heavy Industrial 5-15 Yard Compactors. Each unit is designed to safely, quietly and efficiently compact your waste and can be custom designed and factory installed to suit your special applications.



STANDARD PRODUCT FEATURES

- ANSI Z245.2 Compliant – All compactors meet or exceed ANSI Z245.2 safety standards.
- UL/CUL Listed Control Panels
- UHMW Ram Guides – Adjustable to assure straight tracking and readily replaceable, should the need arise
- Oil Sight Gauge – Oil level at a glance
- Heavy Duty Controls – NEMA 4 rated pushbutton controls with key-lockable start switch
- Automatic Single Cycle Operation

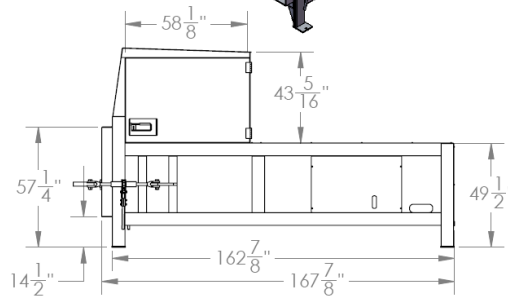
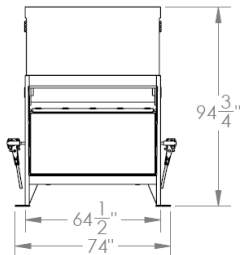
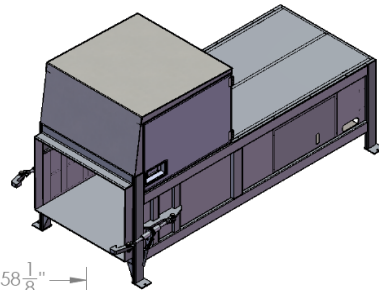
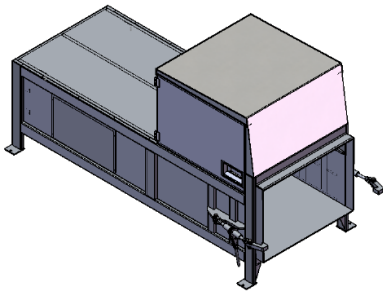
5-12 YARD SPECIFICATIONS

	C0-05	CH-05	CX-05	CX-07	C0-10	C0-12
Total Force – Norm	76,900 lbs	76,900 lbs	104,600 lbs	104,600 lbs	138,500 lbs	138,500 lbs
Total Force – Max	92,300 lbs	92,300 lbs	127,200 lbs	127,200 lbs	169,300 lbs	169,300 lbs
Ram Face Pressure	37.3 psi Norm	37.3 psi Norm	50.7 psi Norm	42.1 psi Norm	36.5 psi Norm	33.4 psi Norm
Ram Face Pressure	44.8 psi Max	44.8 psi Max	61.7 psi Max	51.2 psi Max	44.6 psi Max	42.5 psi Max
Ram Face Dimens.	59 ¾" x 34 ½"	59 ¾" x 34 ½"	59 ¾" x 34 ½"	71 ¾" x 34 ½"	78 ¾" x 48"	79 ¾" x 50"
Ram Penetration	17"	17"	17"	17"	27.5"	32"
Motor – 3 Phase – 208/230/460 Vac	20 HP	30 HP	30 HP	30 HP	40 HP	50 HP
Pump Capacity	36 gpm	63 gpm	63 gpm	63 gpm	80 gpm	125 gpm
Hydraulic Reservoir Capacity	105 gal	180 gal	180 gal	180 gal	250 gal	250 gal
Hydraulic Cylinder Bore Diameter	7"	7"	(two) 6"	(two) 6"	Two, 7"	Two, 7"
Hydraulic Cylinder Stroke	112"	112"	112"	112"	132"	132"
Hydraulic Cylinder Rod Diameter	4"	4"	4"	4"	5"	5"
Operating Pressure – Normal Max	2000 Psi 2400 Psi	2000 Psi 2400 Psi	1850 Psi 2250 Psi	1850 Psi 2250 Psi	1800 Psi 2200 Psi	1800 Psi 2200 Psi
Base Unit Weight	11,500 lbs	11,500 lbs	12,800 lbs	18,000 lbs	25,000 lbs	35,000 lbs

Due to continual product improvement Compactors Inc. reserves the right to change specifications without notice.
The information and pictures used in the document are for illustrative purposes only.

2-4 YARD SPECIFICATIONS

	C0-02	CC-02	CX-02	C0-03	CH-03	CX-03	C0-04	CH-04	CX-04
Charge Box Capacity	2 cu. Yd.	2 cu. Yd.	2 cu. Yd.	3 cu. Yd.	3 cu. Yd.	3 cu. Yd.	4 cu. Yd.	4 cu. Yd.	4 cu. Yd.
Total Force – Norm	45,200 lbs	56,500 lbs	77,000 lbs	56,500 lbs	56,500 lbs	76,900 lbs	56,500 lbs	76,900 lbs	104,600 lbs
Total Force – Max	56,500 lbs	67,900 lbs	92,400 lbs	67,900 lbs	67,900 lbs	92,300 lbs	67,900 lbs	92,300 lbs	127,200 lbs
Ram Face Pressure - Normal	26.4 psi	33 psi	45 psi	32 psi	32 psi	43.4 psi	27.3 psi	37.1 psi	50.5 psi
Ram Face Pressure - Max	33 psi	39.7 psi	54 psi	38.4 psi	38.4 psi	52.1 psi	32.8 psi	44.6 psi	61.4 psi
Ram Face Dimension (W x H)	60" x 28 ½"	60" x 28 ½"	60" x 28 ½"	59 ¾" x 29 ½"	59 ¾" x 29 ½"	59 ¾" x 29 ½"	59 ¾" x 34 ½"	59 ¾" x 34 ½"	59 ¾" x 34 ½"
Ram Penetration	13"	13"	13"	13"	13"	13"	13"	13"	13"
Motor – 3 Phase – 208/230/460 Vac	10 HP	10 HP	10 HP	10 HP	15 HP	15 HP	10 HP	15 HP	20 HP
Pump Capacity	10.5 gpm	10.5 gpm	10.5 gpm	10.5 gpm	12 gpm	12 gpm	10.5 gpm	12 gpm	36 gpm
Hydraulic Reservoir Capacity	22 gal	22 gal	33 gal	33 gal	33 gal	33 gal	33 gal	33 gal	105 gal
Hydraulic Cylinder Bore Diameter	6"	6"	7"	6"	6"	7"	6"	7"	(two) 6"
Hydraulic Cylinder Stroke	54"	54"	54"	76"	76"	76"	76"	76"	76"
Hydraulic Cylinder Rod Diameter	3.5"	3.5"	4"	3.5"	3.5"	4"	3.5"	4"	3.5"
Operating Pressure – Normal Max	1600 Psi 2000 Psi	2000 Psi 2400 Psi	2000 Psi 2400 Psi	2000 Psi 2400 Psi	2000 Psi 2400 Psi	2000 Psi 2400 Psi	2000 Psi 2400 Psi	2000 Psi 2400 Psi	1850 Psi 2250 Psi
Base Unit Weight	3,900 lbs	4,200 lbs	4,500 lbs	5,620 lbs	5,700 lbs	6,100 lbs	7,240 lbs	7,420 lbs	7,800 lbs



Due to continual product improvement Compactors Inc. reserves the right to change specifications without notice. The information and pictures used in the document are for illustrative purposes only.