

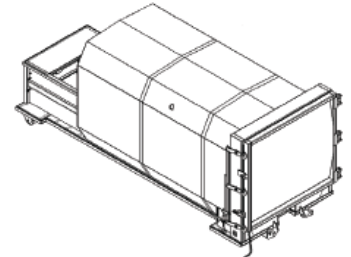
SELF-CONTAINED COMPACTOR SERIES MODELS SC20-SC35

The BACE SC series of self-contained compactors is the answer to your wet-refuse requirements. The Waste Flush Sump System with Waste Flow Design offers a 750-1050 gallon liquid sump reservoir underneath and behind the compaction ram. This putrescible waste is compacted to be emptied at your local landfill. The unique BACE "T" seal around the door is a specially designed composite that ensures a liquid-tight, self-cleaning seal. For those who want to maximize hauling weight and reduce hauling fees, please inquire about our Patented Weight Based IntelliPACT™ System.



SPECIFICATIONS

	SC20	SC30	SC35
MFG Rating:	2 cu/yd	2 cu/yd	2 cu/yd
Ram Face:	27.5" x 60"	27.5" x 60"	27.5" x 60"
Ram Penetration:	6 in.	6 in.	6 in.
Cylinder Bore / Stroke / Rod:	4" x 32"	4" x 32"	2X – 4 x 32
Motor:	10 hp	10 hp	10 hp
Pump:	10.5 gpm	10.5 gpm	10.5 gpm
Average Cycle Time:	32 seconds	32 seconds	40 seconds
Clear Top Opening:	40" x 60"	40" x 60"	40" x 60"
Discharge Opening:	37" x 60"	37" x 60"	37" x 60"
Hydraulic Pressure PSI Normal/Max:	1800/2200	1900/2300	1900/2300
Force Rating Normal/Max:	45,241/55,294 lbs	40,910/49,523 lbs	40,910/49,523 lbs
Approx. Shipping Weight:	8,190 lbs	10,090 lbs	10,520 lbs
Ram Bottom:	3/8"	3/8"	3/8"
Ram Top:	1/4"	1/4"	1/4"
Breaker Bar Structural Angle:	4" x 6" x 3/4"	4" x 6" x 3/4"	4" x 6" x 3/4"
Charge Box Sides:	3/16"	3/16"	3/16"
Charge Box Floor:	1/2"	1/2"	1/2"
Ram Face:	3/8"	3/8"	3/8"



PARTIAL LIST OF AVAILABLE OPTIONS

- Advanced / Full Lights
- Hauler Packout Controls
- Doghouse; Hoppers; Chute; etc.
- Fabricated Options
- Oil Heater
- Ozone Odor Control

Due to continual product improvement Compactors Inc. reserves the right to change specifications without notice. The information and pictures used in the document are for illustrative purposes only.

SELF-CONTAINED COMPACTOR SERIES

MODELS SC20-SC35

The units are ideal for grocery markets, malls, movie theaters, restaurants, hospitals, food processing plants, and retail supercenters that process or produce excessive wet waste and/or want to create an organics program.

FEATURES

- Heavy Duty Structural Steel Construction with an expected Life of 10-15 years with proper maintenance
- Continuous Welds on the Inside & Outside of Container
- 7 ga sidewalls (optional)
- Quad Cam Locking Mechanism
- Triple Hinged Door
- "Trash Flow" Design
- Full "P" Door Seal
- UL Listed Components & 100% ETL approval
- All Self Contained Units are water tested during QC process



SIDE WALLS & LOCKING MECHANISM

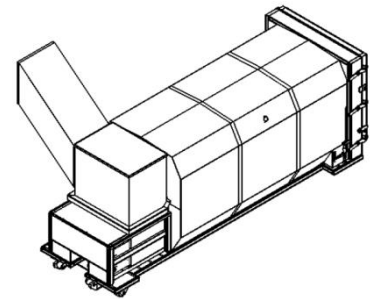
- Tri-Cam door locking mechanism dual reinforced actuator design has dual lock latch bars & reinforced actuator
- Fully welded inside and outside to meet AWS welding specifications – eliminates leaks

CONSTRUCTION DIFFERENCES

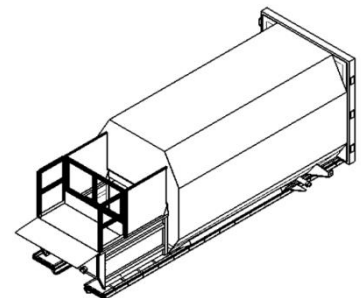
- **Heavy Duty** – 3/8" Face Plate – 50% thicker than 1/4"
- **7 ga Side Walls** is 33% thicker than 10 ga
- **Ground Rollers** - 6" x 8.5"
- **Rails** (2) pcs, 6" x 2" x 3/8" tubing full length rails
- **Floor Supports** (21) pcs, 3" channel x 4.1 lbs per foot
- 12" centers

HOPPER OPTIONS

- Walk on Deck (700 lbs.) w/Rails, 3-Sided Hopper, Safety Gate & Interlock
- Drive on Deck (8,000 lbs.) w/Rails, 3-Sided Hopper, Safety Gate & Interlock
- Full Enclosure - Walk On w/Hopper, Gate & Switch 5 x 8
- Full Enclosure - Drive On w/Hopper, Gate & Switch 5 x 8
- Dock Feed Doghouse w/2 Plastic Cellar Doors & Switches
- Dock Feed Top Lid w/Air Shocks Rear Feed to Back of Compactor
- Full Enclosure - Walk On w/Hopper, Gate & Switch 8' x 10'
- Top Feed Hopper with Hinged Lid
- 3 Sided "Side Feed" Hopper
- Security Door Assembled with Inside & Outside Frames
- Doghouse w/1 Side Door (LH or RH) with Interlock
- Doghouse w/Rear Doors & Interlock Switch
- Through the Wall - (Side Feed Chute Material, 4-Sided Blank Doghouse for Chute, Rear Feed Chute Material, Security Door Assembled with Inside & Outside Frames, Thru the Wall Kit, Extra Side feed door with Switch)



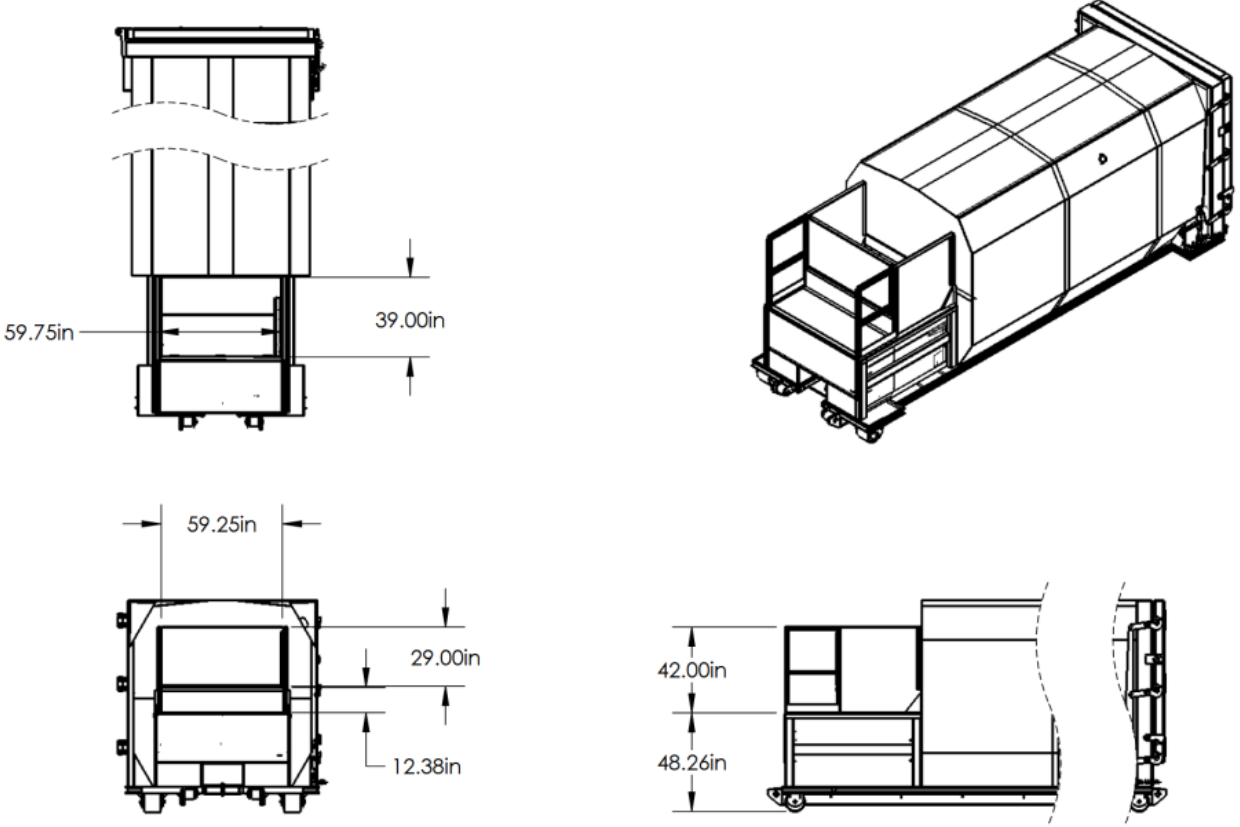
Side Feed Chute



Walk-on Deck with Hand Rails

Due to continual product improvement Compactors Inc. reserves the right to change specifications without notice. The information and pictures used in the document are for illustrative purposes only.

SELF-CONTAINED COMPACTOR SERIES
MODELS SC20-SC35



Due to continual product improvement Compactors Inc. reserves the right to change specifications without notice.
The information and pictures used in the document are for illustrative purposes only.